

BOULTER'S TO BRAY SWIM

MAIDENHEAD

2026 Race information pack

Sponsored by



Thank you for entering the Boulter’s to Bray Swim. We’re really looking forward to you joining us for this historic event. To ensure your day goes smoothly, please take the time to read these instructions.

Event summary

Date: Saturday 4th July 2026

Distances: Historic – 5km (with a brief walk around Boulter’s Lock)
 Classic – 2.8km
 Mile – 1.4km

Course: Historic start: Odney Club, Cookham
 Classic & Mile start: Ray Mill Island, Maidenhead
 “Mile” finish: The steps on the left (east) bank, just downstream of the Sounding Arch
 Classic & Historic finish: Riverbank opposite the Waterside Inn, Bray

Categories:

		Mile (1.4km)	Classic (2.8km)	Historic (5.2km)
Women	Junior (15-17)	Y	Y	
	Open	Y	Y	Y
	Masters (50+)	Y	Y	
Men	Junior (15-17)	Y	Y	
	Open	Y	Y	Y
	Masters (50+)	Y	Y	

Crew challenge: awarded to the fastest 3 swimmers, in the Classic (2.8km) event, from the same team.

By entering you have confirmed that you accept the [Boulter's to Bray Swim Terms & Conditions](#), that you are a competent swimmer capable of swimming 80 lengths of a 25m pool and that you are aware of the inherent risks of open water swimming.

Timings

Date	Time	Activity	Location	Comments
Friday 3 rd July	6:00pm- 8:00pm	Registration	Maidenhead Rowing Club, River Road, Taplow, SL6 0AT	It is only necessary to attend ONE of these.
Saturday 4 th July	5:00am- 5:30am	Registration	Maidenhead Rowing Club, River Road, Taplow, SL6 0AT	
	5:15am	Historic swimmers board minibuses and head to start	Maidenhead Rowing Club, River Road, Taplow, SL6 0AT	Only those swimming can go on buses, no other vehicles are allowed onto Odney estate
	5:55am	Classic and Mile mandatory briefing and shoe drop	Ray Mill Island	
	6:00am	Historic race start	Odney Club	
	6:15am	Classic wave 1 start	Ray Mill Island	
	6:20am	Classic & Mile wave 2 start		
	8:00am	River clear of swimmers		
	8:30am	Presentation and prize-giving	Maidenhead Rowing Club	

Parking

Car parking will be available in council car parks off the A4094 Ray Mead Road and where safe on surrounding roads. There is **no parking or drop off for competitors or supporters at Maidenhead Rowing Club**, River Road or Ellington Road. When parking on residential roads please be considerate and QUIET. More details of parking options are detailed in the event parking guide at the end of this pack.

Registration

Registration will take place at Maidenhead Rowing Club. You will pick up your timing chip, which is supplied with a Velcro band. The timing chip should be threaded through the Velcro band and then secured to your ankle over your wetsuit. It should not be worn on your wrist.

If you are registering on Saturday morning please do so with enough time to head to the start for race briefing. If you are planning on walking from registration to the start of the Classic or Mile events **it will take at least 20 minutes to walk from Maidenhead Rowing Club to Ray Mill**

Island. It is mandatory for all participants to attend the briefing for the event they have entered. You must attend the safety briefing in your wetsuit and with your swim hat and goggles, ready to start the race. You may leave a pair of flip-flops here to be transported to the finish, and a car key (for collection after the race from Maidenhead Rowing Club) You may not leave any other items of kit. (Car keys can also be left at registration before 5:30am on Saturday morning)

Electronic timing

Timing mats will be positioned at the end of the swim. Your timing chip will provide you with an accurate time for your swim, and will also be used for security and identification purposes at the start and finish. All timing chips must be returned at the finish. If you lose your timing chip you will be charged £50. Please don't lose it!

Health and safety/First aid

All swimmers must wear a swim hat, as we are trying to be environmentally conscious, we encourage swimmers to bring their own brightly coloured hat with them. Branded swim hats will be available to purchase for £1 (in cash) at registration or at the start.

Medical assistance will be available in case of accidents. There will also be plenty of water safety personnel on the river for the swim. To attract their attention simply raise one arm in the air and wave.

If you have any medical conditions such as diabetes, asthma or allergies which we will need to be aware of in case of emergency, please inform us prior to the race by email to contact@boulterstobrayswim.org, or alert us at registration.

Swimming in natural rivers and lakes carries a risk of infection. Rainfall in the days and weeks preceding the swim will have a big impact on the quality of the water. You are advised to adopt the following procedures to minimise the risk of infections which are inherent when swimming in river water:

- Cover all cuts and abrasions, however minor, with waterproof sticking plasters. You should not consider swimming if you have deep cuts
- Use hand gel or wipes /wash hands in fresh water after you have swum and before you eat
- Take a full shower at the earliest opportunity
- Try not to ingest water while swimming
- In addition all swimming kit (wetsuit, costume, goggles, hat) should be washed in clean water and thoroughly dried prior to your next swimming session or event.

Thames Water provide a near real-time map of storm discharge into the Thames at the following website <https://www.thameswater.co.uk/edm-map>

Good hygiene practice should be part of everyone's routine. A wetsuit-cleaning station and hand cleaning facilities will be provided at the end of the race.

IMPORTANT: If you feel unwell on race day, don't race. If you feel unwell after the race, report to a GP. If you do report to a GP feeling unwell, you are advised to inform them that you have been open-water swimming.

If for any reason throughout the swim you decide to stop swimming and get out, you **MUST**

inform one of the marshals and return your timing chip so that we do not think you are still in the water.

Facilities

Toilets: outside the Rowing Club

Car-key drop: at Maidenhead Rowing Club before 5:30am or on Ray Mill Island at the start of the Classic and Mile events

We are fortunate to have access to the Maidenhead Rowing Club building. Access to the building is via the back stairs (the River Road side of the building). The front stairs (facing the river) are out of bounds.

Spectators

Spectators are encouraged to attend and can watch from any area at the Rowing Club and along the public footpaths adjacent to the river. Spectators are not to park at the club, or on Ellington Road or River Road.

Under no circumstances are spectators to enter the water. Dogs are welcome but must be kept on a lead. Children must be kept under control and supervised at all times. And please don't leave any rubbish.

Refreshments

Post-swim bacon or egg rolls and drinks will be available upstairs in Maidenhead Rowing Club from 7am-9am – card payments only.

Use of wetsuits

Wetsuits are mandatory. It is advisable to have practised swimming in the wetsuit prior to the event to ensure it fits and to be familiar with swimming in open water in a wetsuit.

The small number of experienced open-water swimmers who have requested that they swim in the 'Classic' style (without wetsuits) will be required to sign a disclaimer form at registration. These will be collected at the start. We will not allow you to enter the water until you have handed in your completed disclaimer form.

The Swim will be cancelled if the water temperature falls below 14°C

Access to the water

Once briefed, you will enter the water at the designated point. You may need to climb over a low railing to access the water, please do so slowly and carefully. On the Boulter's to Bray stretch there will be buoys to indicate where to swim. All competitors for the Classic and Mile events start in the same place, irrespective of which swim you have entered. Once you have completed your swim, you will cross the timing mat as you exit the water. A course map is included in this pack.

The start

The start signal will be a horn blast. The swim will start in either one or two waves. You should position yourself within the wave according to your swimming ability. For example, stronger swimmers should position themselves at the front of their wave, less confident swimmers near the back.

The Historic Swim – Meeting and transport to the start point.

People undertaking the 5km Historic Swim are to meet at Maidenhead Rowing Club at 0515 hrs on the morning of the event. Transport will be provided to the start point. Swimmers are requested to use the transport provided. If you try to get to the start point independently, you may not get access as it's on private land. 5km swimmers should be in swimming kit, and have everything they need for the swim. They may also wear a robe or a top&shorts, and a pair of flip flop, which will be taken to the finish point once they are in the water.

This only applies to swimmers in the 5km event. All other participants are to meet at Boulter's Island in time for the safety brief, in swim gear and with a pair of flip flops only.

The Historic Swim – exit and re-entry at Boulter's Lock

As you approach Boulter's Lock the kayak team will guide you along the correct channel to the designated exit point where a marshal will be waiting. You can then either walk/jog/run to the re-entry point on Ray Mill Island (map on page 10 of this pack). Please be aware that you will be running along tarmac paths which are public footpaths and therefore we cannot guarantee they are fully clear of any sharp hazards.

There will be a refuel table near to the exit point, if you would like specific snacks/drinks at this point please leave them at registration on Saturday morning in the designated and marked container before boarding the transport to the start.

After the swim – all participants.

Once you have completed the swim and left the river at the designated exit point, you will be able to collect your flip-flops before walking back to Maidenhead Rowing Club to collect your t-shirt, purchase refreshments and attend prize-giving.

Cut-off time and removal from water

The river will be cleared of swimmers at 8am. If it looks likely that you will not finish in that time, or if you appear to need a disproportionate amount of cover from the safety team, we reserve the right to remove you from the water at any stage.

Results

Results will be available in Maidenhead Rowing Club from 8.00am and will subsequently be posted on our website.

Prizes

Prizes will be awarded according to the categories detailed on page 2 of this document.

The main trophies (for the fastest male and female swimmer) will be awarded to the overall fastest male and female swimmer (from any age category) in the Classic 2.8km event.

The crew challenge trophy will be awarded to the team with the 3 fastest swimmers, from the same club, in the Classic (2.8km) swim.

Cancellation

Should weather or environmental conditions cause the event to be postponed, we will let you know by email and publish this information on the website, our Facebook page and our Instagram page. If you hear nothing, and there is no note on the website, then the Swim is going ahead.

Contact us

If you need to contact us before race day, please email contact@boulterstobrayswim.org

Please note

We are privileged to be able to hold the event in such a beautiful environment. Please respect the area, keep it clean and tidy, take your rubbish home with you and be considerate to local residents. The marshals are there for your safety, and most of the people working at the event are volunteers. The occasional thank you does wonders!

And finally...

You are a valued member of the Boulter's to Bray Swim Community. Best of luck for the swim and we hope you have fun!

Ben, Keith, Fee, Rob and Neil

Event Parking guide

There is no parking available for competitors or spectators in Maidenhead Rowing Club's car park. Please allow plenty of time to find a parking space and to walk to the clubhouse. Out of consideration to our neighbours, please do not park on River Road or Ellington Road. Parking can be found as follows:

Boulter's Lock Car Park: free from midnight to 9 a.m.; 50p for three hours thereafter.

On-street parking highlighted in green on the map:

- Along Mill Lane – no restrictions where highlighted green. Please do not park in designated residents' parking spaces
- Ray Park Avenue – no restrictions on yellow lines at the weekend;
- Ray Park Road – no restrictions along the road.

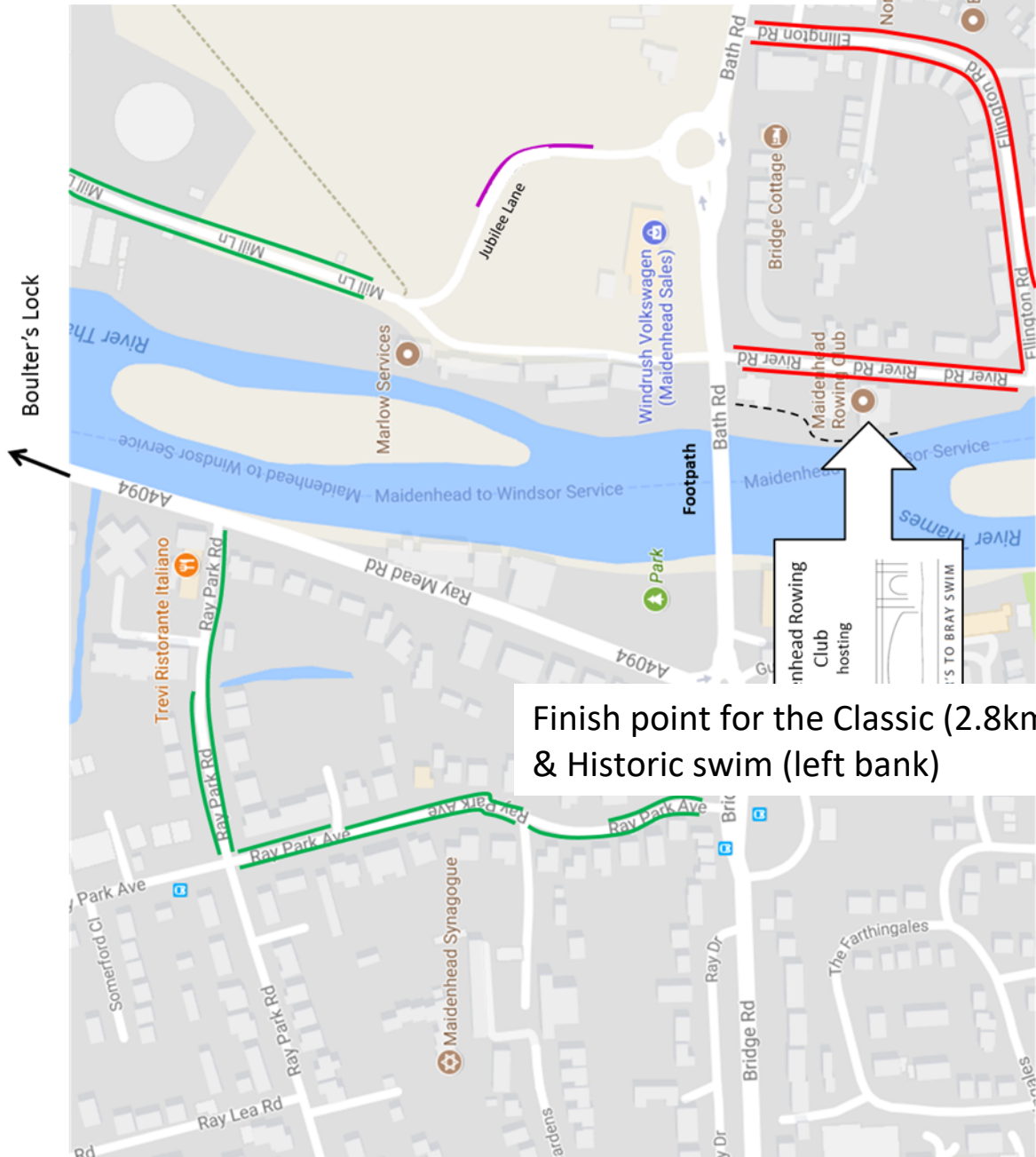
Jubilee Road, area highlighted purple: No parking Mon-Sat, 8 a.m. to 6 p.m.

River Road and Ellington Road – marked in the map, are out of bounds for event parking

Please ensure that your car is safely and legally parked, and that you are not blocking a driveway or impeding access in any way.

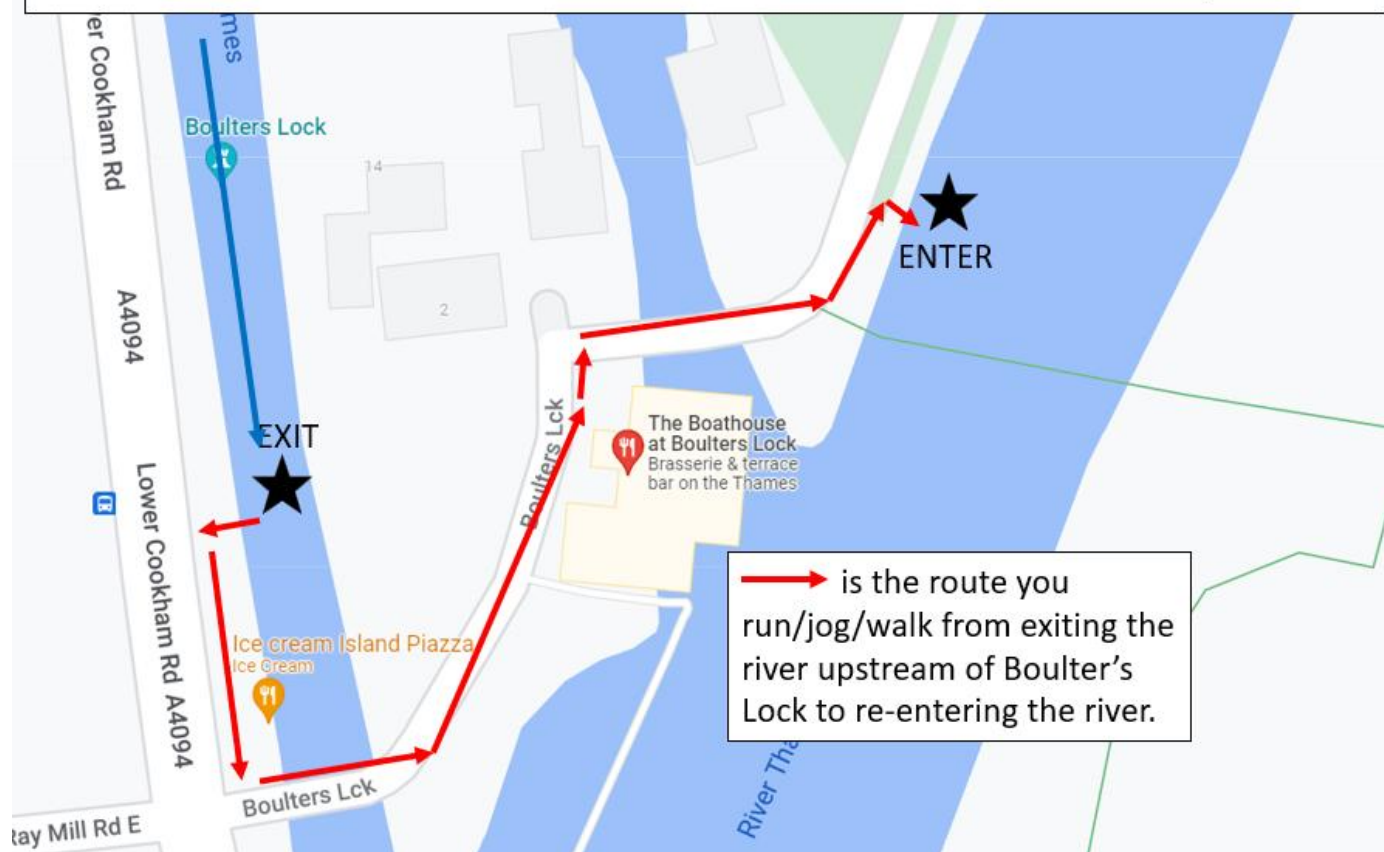
This is a rough guide. You are responsible for checking and ensuring you park considerately and legally.

Thank you for your cooperation.



Finish point for the Classic (2.8km) & Historic swim (left bank)

The Historic Swim – Boulter's Lock exit and re-entry route

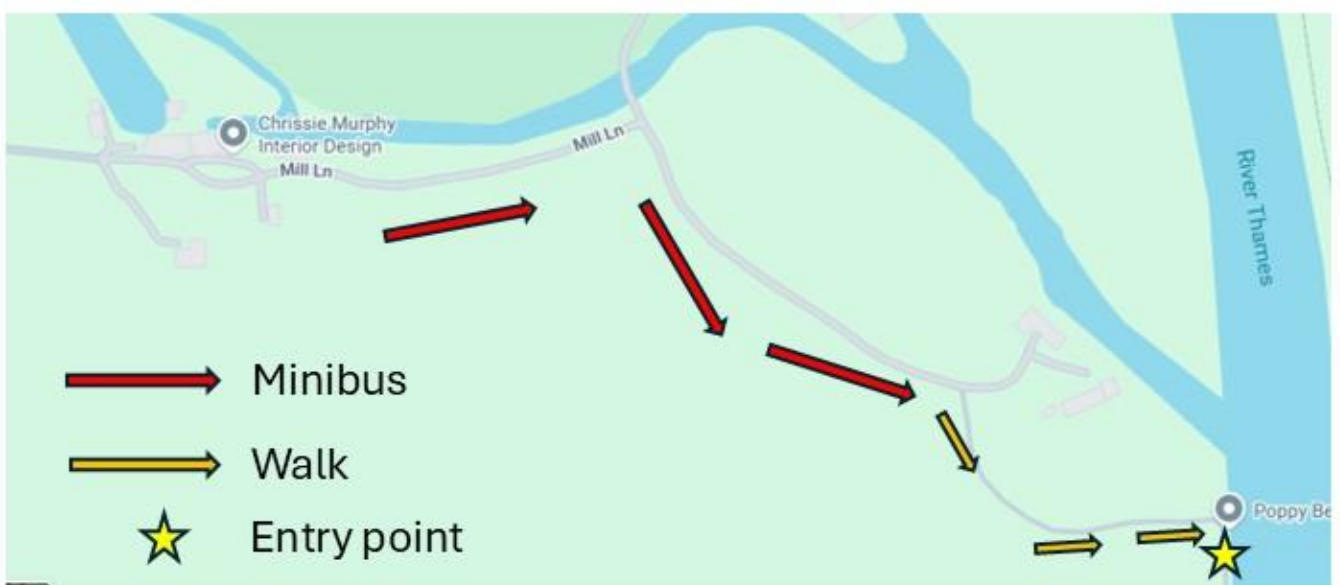


There will be a refuel station near to the exit point – you can leave specific refuel snacks and drinks at Maidenhead Rowing Club on Saturday morning before boarding the transport to the start. These will be set up on a table by the exit area.



Entry point for the 5km Historic Swim:
Grid: SU 9079 8485
What Three Words: roses.take.splice

This is for information only. 5km swimmers are to meet at Maidenhead Rowing Club for transport to the start. You may not be able to access the start point if you travel independently.



Course Map

1.4 and 2.8 km swims.



Mandatory pre-race briefing

Start line



Finish point for the 1.4km swim
(left bank)

400m to go marker for the 2.8km
swim (left bank)

Finish point for the 2.8km swim
(left bank)